

# Fatal injuries in agriculture, forestry and fishing in Great Britain

1 April 2022 to 31 March 2023

## Key points 2022/23(p)

**27**

people killed in agriculture\*, compared to 5-year average of 31

**21**

workers

**6**

members of the public, including 1 child

Injured by an animal is the most common cause of death.

**33%**

of people killed in 2022/23 were aged 65 and over.

## Main causes of death 2022/23(p) compared to the 5-year annual average (2018/19–2022/23(p))



**8**(6)

Injured by an animal



**4**(4)

Fall from height



**4**(4)

Struck by an object



**3**(9)

Struck by moving vehicle



**3**(4)

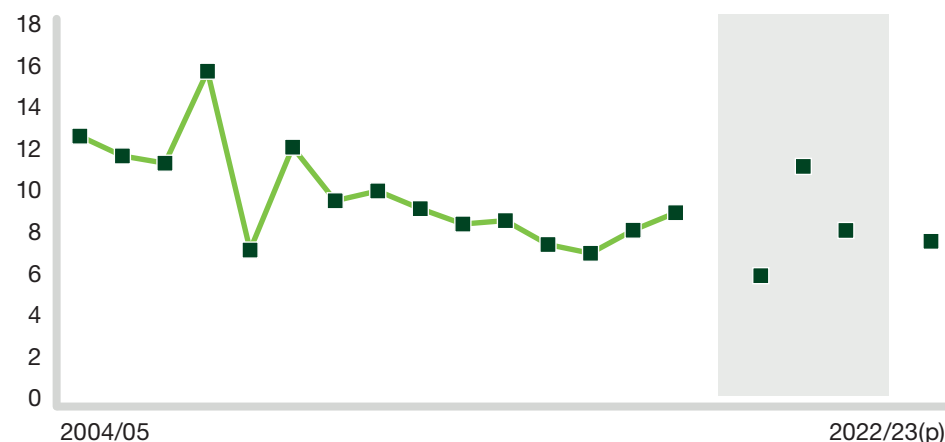
Contact with machinery



**5**(4)

All other causes

Fatal injury rate per 100,000 workers, 2004/05–2022/23(p)



Note: The data for 2019/20, 2020/21 and 2021/22 include the effects of the coronavirus pandemic, shown inside the grey shaded area

Source: RIDDOR

## Members of the public 2022/23(p)

6 members of the public were killed in 2022/23(p), including 1 child.

Over the 5-year period (2018/19–2022/23(p)), 25 members of the public have been killed, around a quarter (7) of which were children.

## Longer-term trends

Struck by a moving vehicle is the most common cause of death over the 5-year period (2018/19–2022/23(p)).

Prior to the coronavirus pandemic, the rate of fatal injury to workers showed a generally downward trend. In 2022/23(p) the rate was similar to the pre-coronavirus levels.

While the number of fatal injuries to workers in the agricultural sector has fallen by around a half since the early 1980s, the rate per 100,000 workers hasn't dropped substantially. It remains high in comparison with other sectors.

Worker fatalities over time

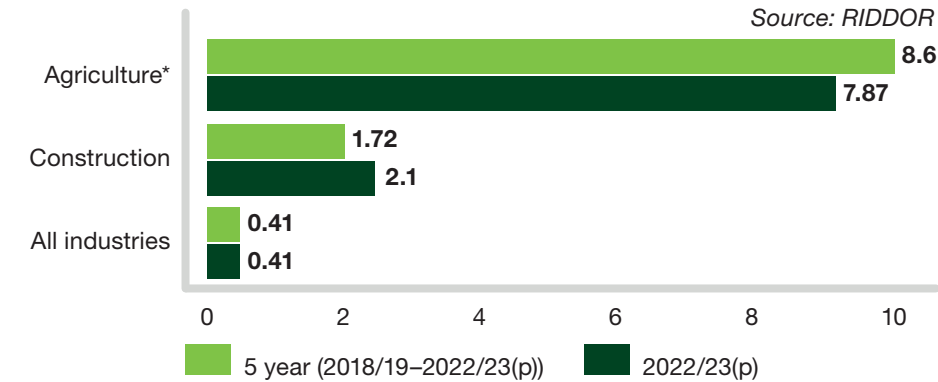
7.87

Rate of fatal injury per 100,000 workers - 2022-23(p)

8.60

Rate of fatal injury per 100,000 workers - annual average 2018/19-2022/23(p)

Rate of fatal injury (per 100,000 workers) in agriculture and construction sectors, 2022/23(p) and annual average 2018/19-2022/23(p)

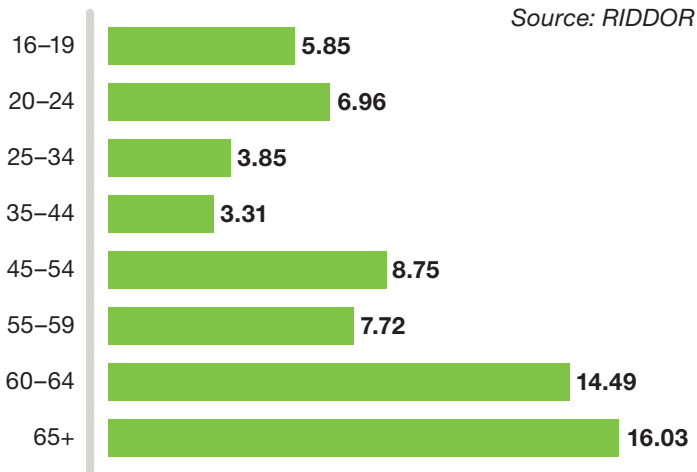


Agriculture, forestry and fishing has the worst rate of fatal injury to workers of all main industry sectors (The annual average is 21 times as high as the average all industry rate).

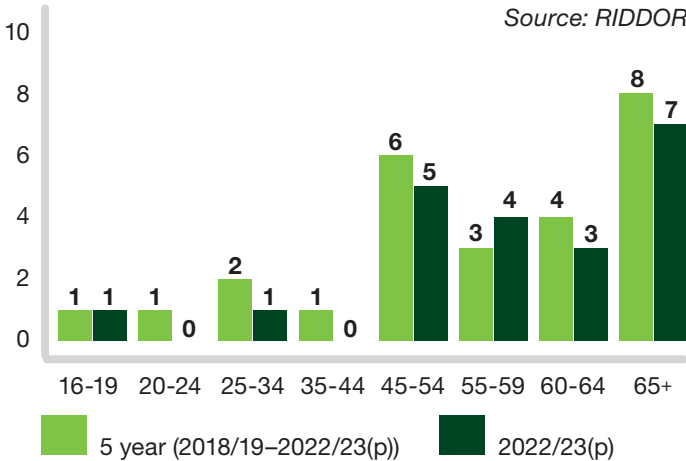
Within the agriculture, forestry and fishing sector:

- workers aged 45 and over account for the majority of work-related deaths to workers: 80% of all worker deaths over the last 5 years (2018/19-2022/23(p));
- the rate of fatal injury per 100,000 workers is markedly higher for workers aged 60 and over compared to younger age groups.

Rate of fatal injuries to workers in the agricultural sector (per 100,000 workers) by age group, annual average 2018/19-2022/23(p)



Number of fatal injuries to workers in the agricultural sector by age group, 2022/23(p) and annual average 2018/19-2022/23(p)



Notes

Additional data tables can be found at [www.hse.gov.uk/statistics/tables](http://www.hse.gov.uk/statistics/tables).

\* Agriculture, forestry and fishing has been abbreviated to **agriculture**.

The figures in this document are Official Statistics, and are produced in compliance with the Code of Practice for Statistics produced by the UK Statistics Authority. The data for 2022/23 is marked as 2022/23(p) to denote it is currently provisional and will be finalised in July 2024 to take account of any necessary adjustments. Based on previous years, the provisional 2022/23 fatality figure could increase or decrease slightly when finalised. Source: Deaths resulting from work-related accidents that were reportable under the Reporting of Injuries, Diseases and Dangerous Occurrences Regulations (RIDDOR)